

Chicago's Dropout Crisis

Hard facts about our high schools' continuing problems

Revised September 10, 2003



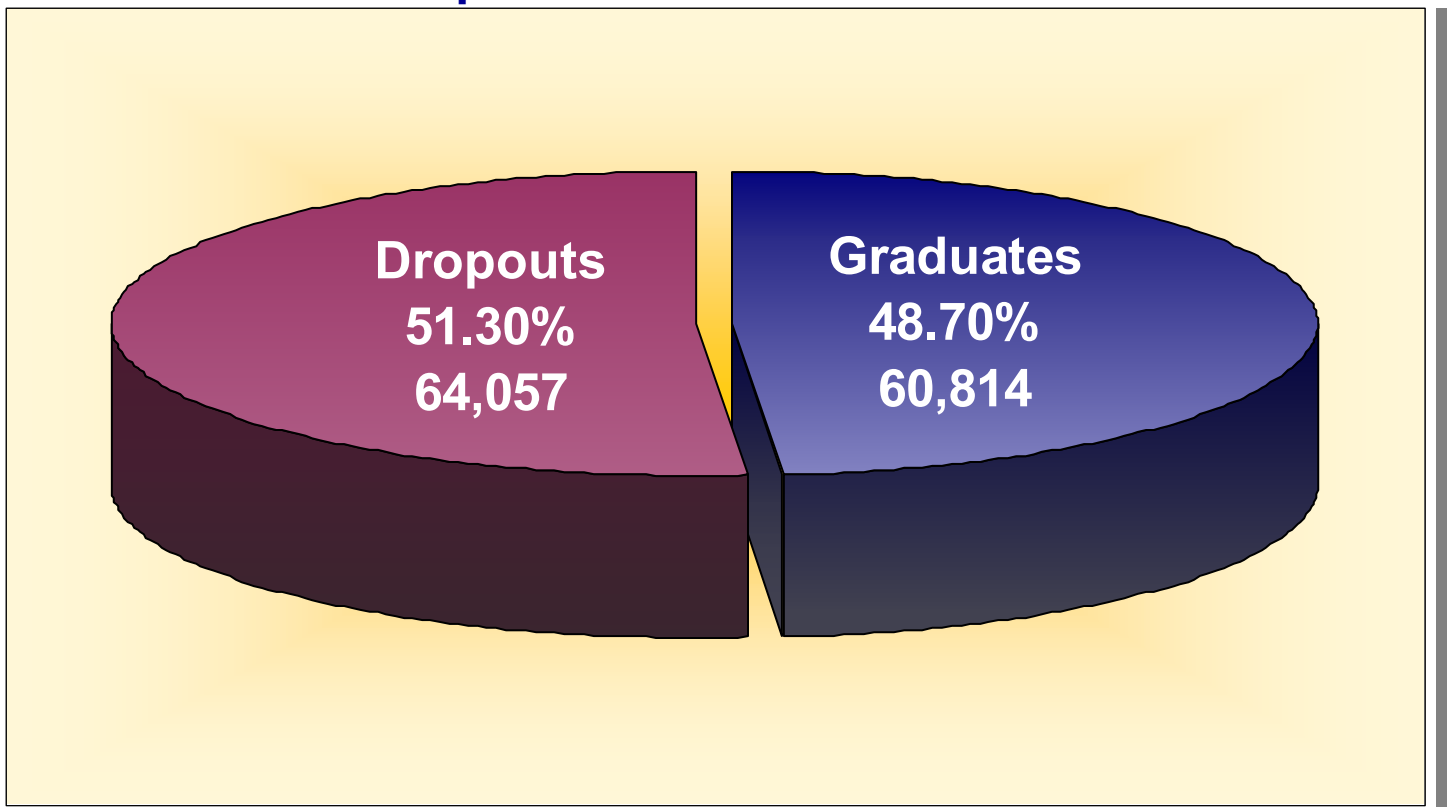
Greater West Town Community Development Project
790 N. Milwaukee Avenue
Chicago, IL 60622
Contact: William Leavy
Phone: 312.432.1300
Email: wjleavy@gwtp.org
Fax: 312.432-1051
[Http://www.gwtp.org](http://www.gwtp.org)

Chicago Public High Schools Are Producing More Dropouts Than Graduates

	Number of Dropouts	Number of Graduates
2001-2002	17,404	15,653
2000-2001	16,151	14,091
1999-2000	15,038	14,875
1998-1999	15,464	16,195
Total	64,057	60,814

... In 2002, and over the last four years, *more than half* of all students exiting Chicago high schools failed to graduate.

Ratio of Dropouts to Graduates from 1999-2002

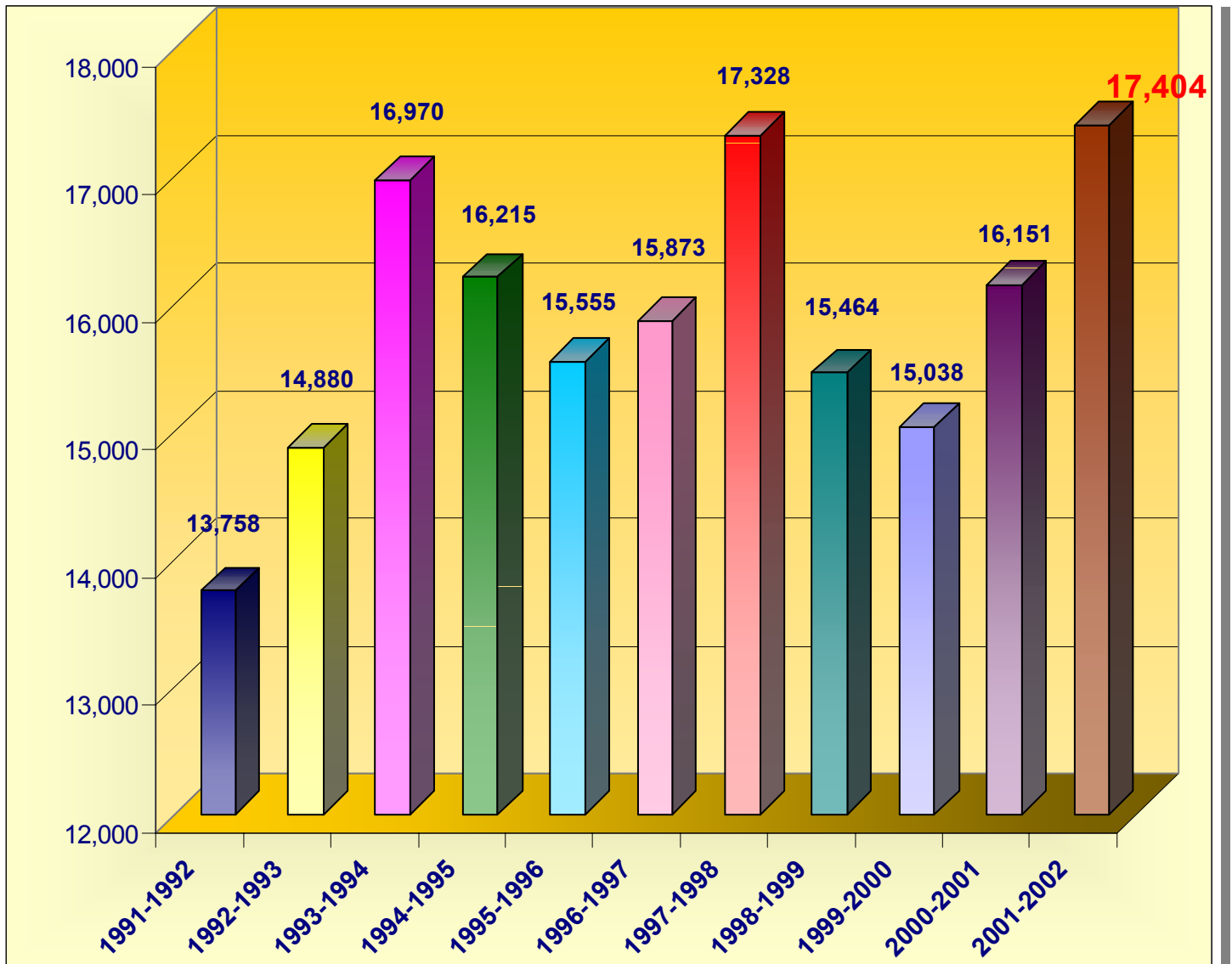


Source: Illinois State Board of Education, Year End Reports (1999-2002)



The number of youth dropping out of Chicago Public Schools reached the highest level ever recorded in 2002: **17,404***

Number of Chicago Public School High School Dropouts 1991-2002



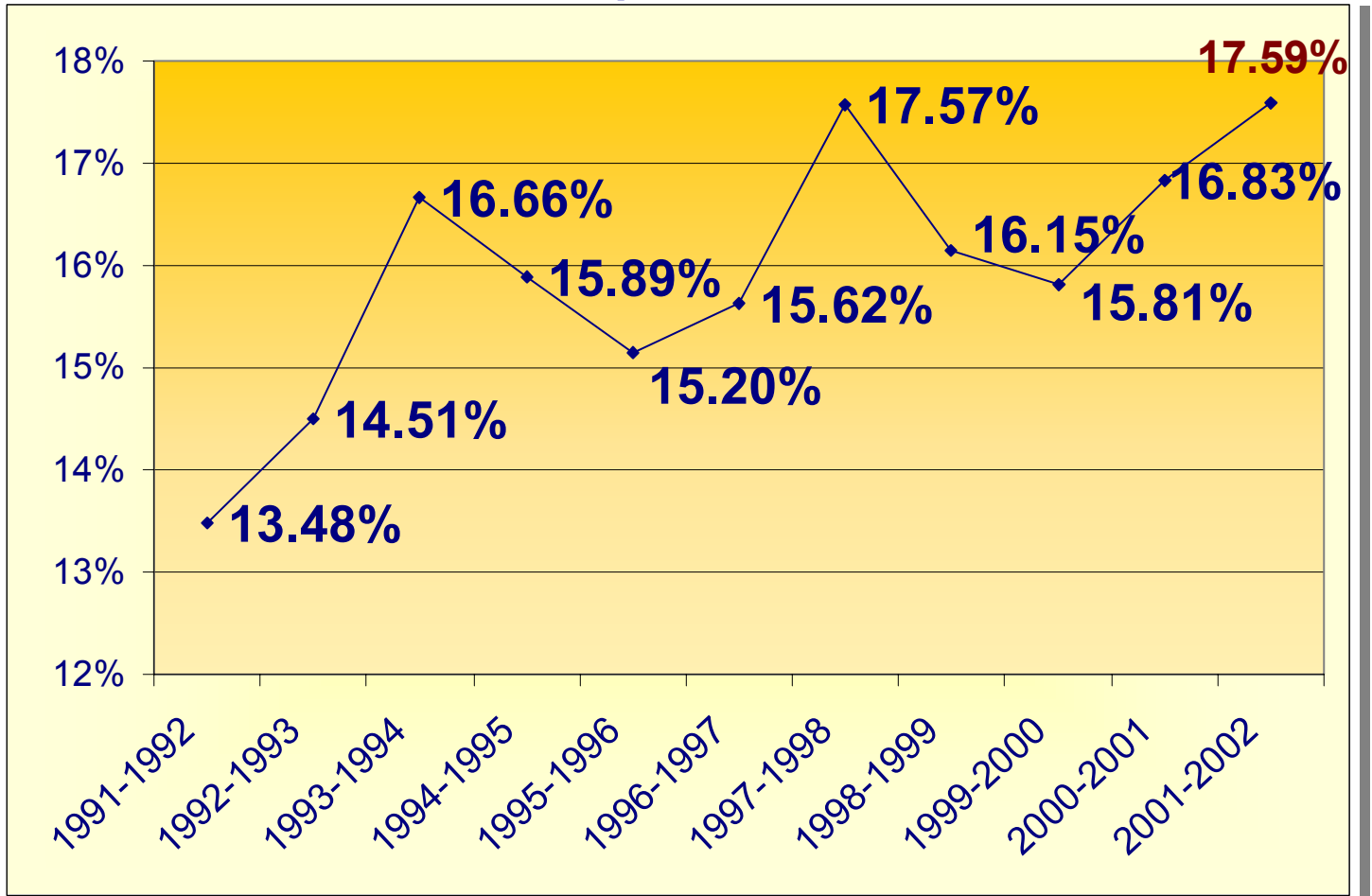
* School year 2001-2002 is the last reporting period for which complete dropout data covered in the year end report is available.

Source: Illinois State Board of Education, Year End Reports (1992-2002)



The CPS one-year dropout rate last year (2002) rose to the highest level ever recorded: **17.59%**

Chicago Public School High School Dropout Rate

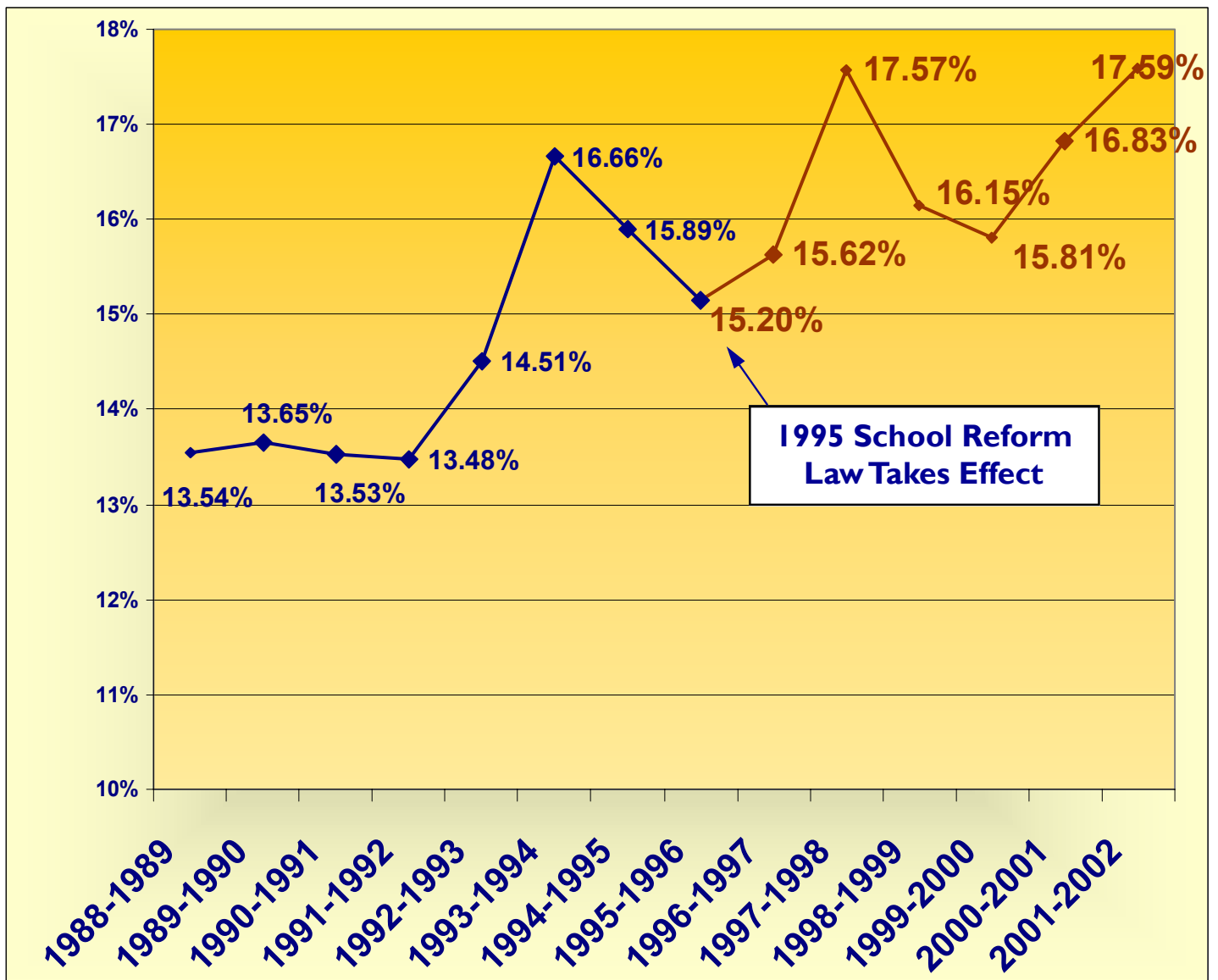


Source: Illinois State Board of Education, Year End Reports (1992-2002)



Since the 1995 School Reform Law was enacted, the dropout rate has increased.

Dropout Rates Before and After School Reforms

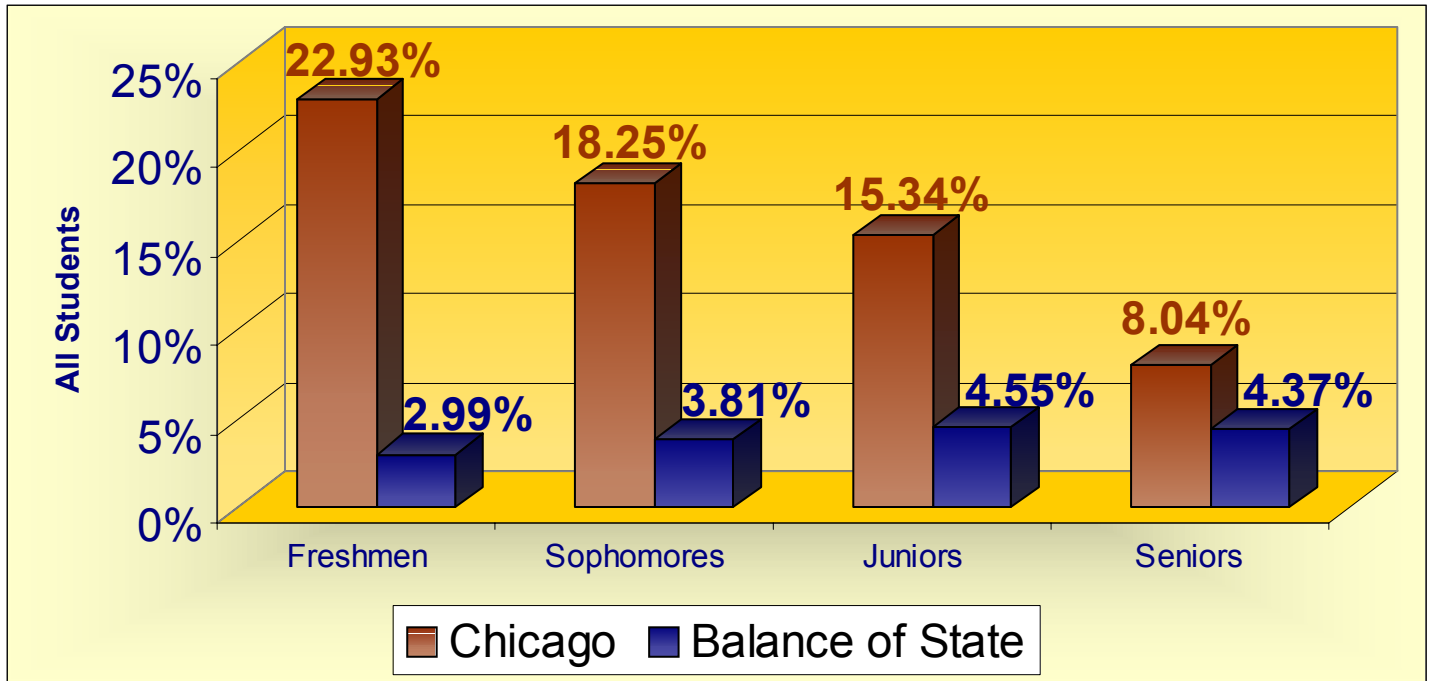


Source: Illinois State Board of Education, Year End Reports (1992-2002)

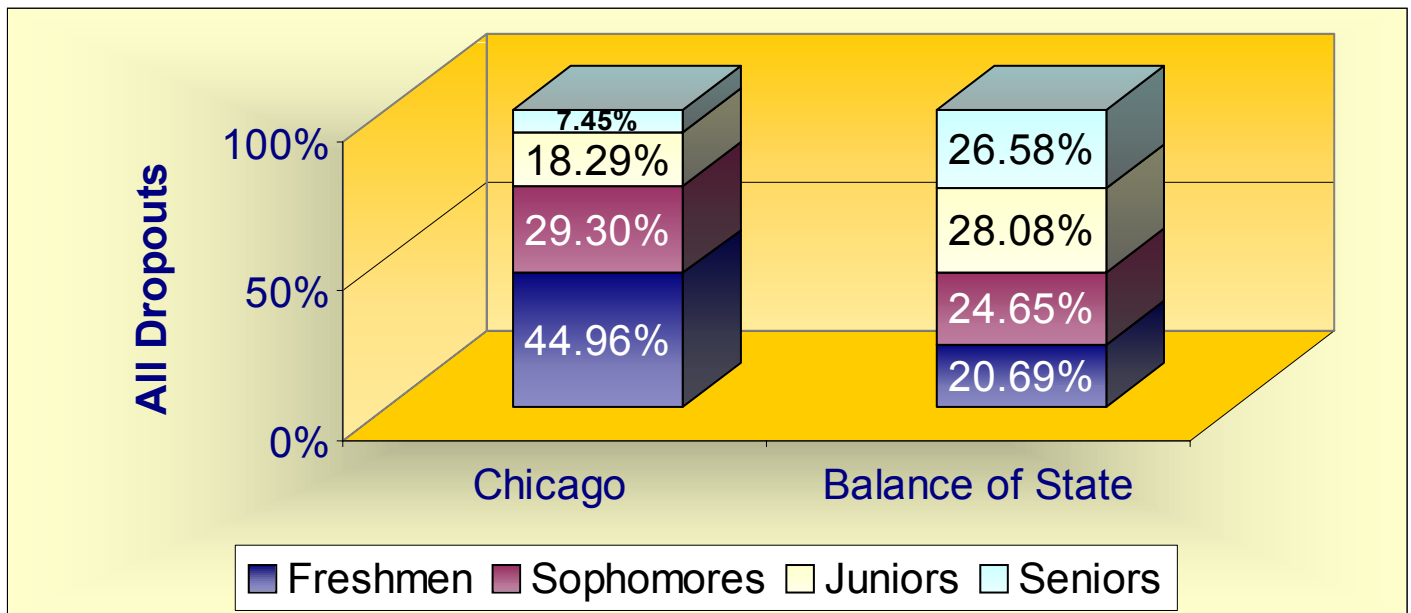


23% of all CPS freshmen drop out. This is over seven and a half times the rate for other Illinois freshmen. Chicago Public School students are much more likely to drop out in freshman and sophomore years than their peers throughout the state.

Percent of All Students Dropping Out By Grade Level



74% of CPS Dropouts Never Complete Sophomore Year

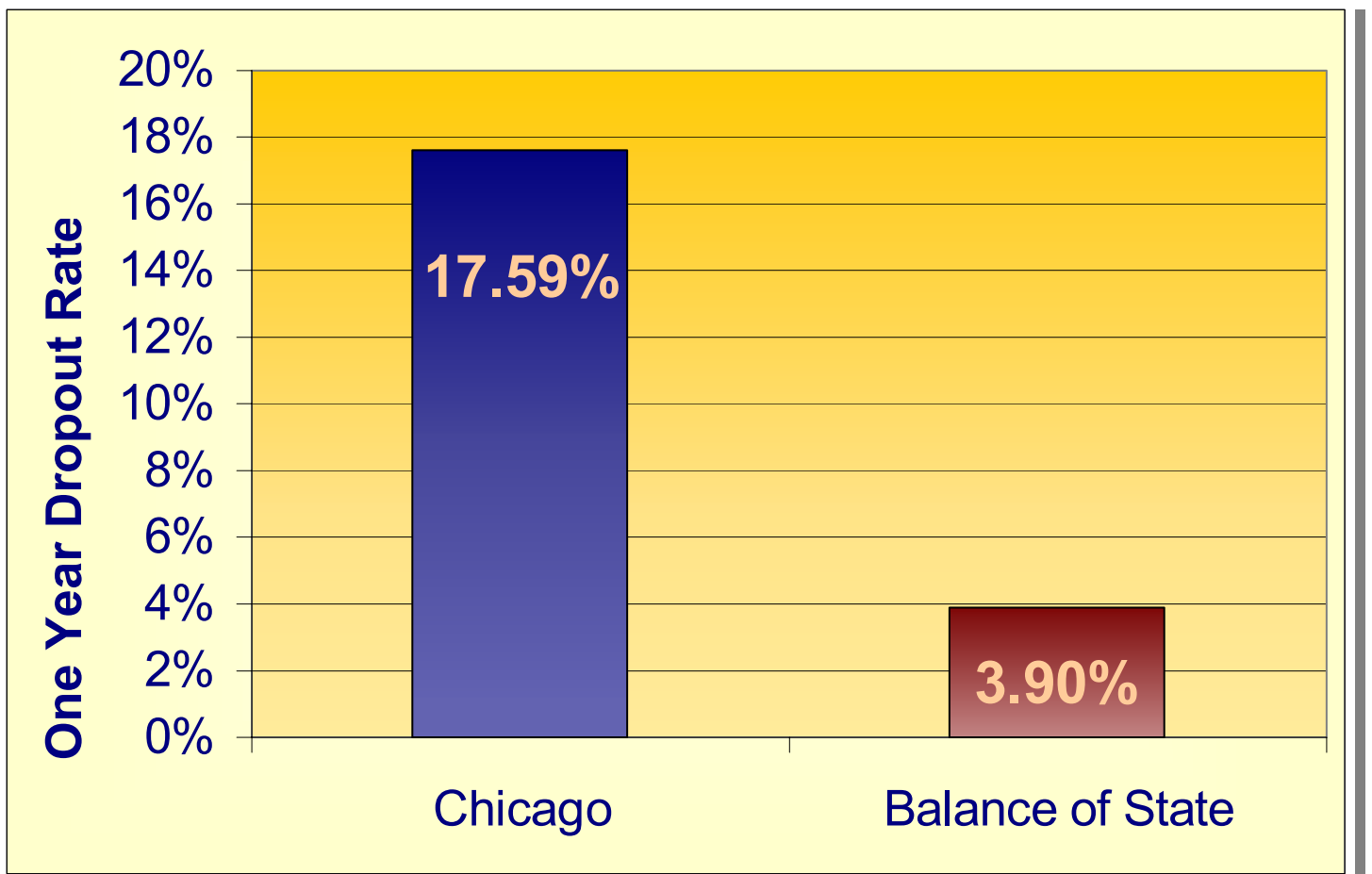


Source: Illinois State Board of Education, Year End Report Data (2001-2002)



Chicago Public Schools' one-year dropout rate is over 4 and one half times higher than the rate for the rest of Illinois.

2002 Dropout Rate: Chicago vs. Rest of State



Source: Illinois State Board of Education, Year End Report Data (2001-2002)



Source Data Table

Year	Location	Dropout Rate%	Dropout #	Fall Enrollment (Grades 9-12)	Graduates
2001-2002	Chicago**	17.59%	17,404	98,938	15,653
	State of Illinois	6.21%	36,373	585,396	116,657
	Balance of State	3.90%	18,969	486,458	101,004
2000-2001	Chicago	16.83%	16,151	95,966	14,091
	State of Illinois	6.02%	34,008	564,917	110,624
	Balance of State	3.81%	17,857	468,951	96,533
1999-2000	Chicago	15.81%	15,038	95,117	14,875
	State of Illinois	6.16%	34,146	554,318	111,935
	Balance of State	4.16%	19,108	459,201	97,060
1998-1999	Chicago	16.15%	15,464	95,752	16,195
	State of Illinois	6.54%	35,934	549,450	112,557
	Balance of State	4.51%	20,470	453,697	96,362
1997-1998	Chicago	17.57%	17,328	98,611	16,567
	State of Illinois	6.99%	38,469	549,950	125,206
	Balance of State	4.68%	21,141	451,339	108,639
1996-1997	Chicago	15.62%	15,873	101,594	15,733
	State of Illinois	6.77%	37,325	551,085	110,169
	Balance of State	4.77%	21,452	449,491	94,436
1995-1996	Chicago	15.20%	15,555	102,349	14,889
	State of Illinois	6.91%	37,895	548,118	104,626
	Balance of State	5.02%	22,340	445,431	89,737
1994-1995	Chicago	15.89%	16,215	102,028	14,818
	State of Illinois	7.00%	37,895	541,203	105,164
	Balance of State	4.94%	21,680	439,175	90,346
1993-1994	Chicago	16.66%	16,970	101,861	15,007
	State of Illinois	7.34%	38,906	529,838	102,126
	Balance of State	5.13%	21,936	427,977	87,119
1992-1993	Chicago	14.51%	14,880	102,564	15,445
	State of Illinois	6.63%	34,639	522,616	103,628
	Balance of State	4.70%	19,759	420,052	88,183
1991-1992	Chicago	13.48%	13,758	102,093	15,250
	State of Illinois	6.19%	31,829	514,616	102,742
	Balance of State	4.38%	18,071	412,523	87,492

Source: Illinois State Board of Education, Year End Report Data (2001-2002)



Source Data Table II

	GD9	GD10	GD11	GD12
Chicago Enrollment Data 2001-2002	34116	27951	20755	16116
State Enrollment Data 2001-2002	165529	150646	137810	131411
Balance of State Enrollment Data 2001-2002	131413	122695	117055	115295

	GD9	GD10	GD11	GD12
Chicago Dropouts By Grade Level	7824	5100	3184	1296
State Dropouts By Grade Level	11749	9775	8511	6338
Balance of State Dropouts By Grade Level	3925	4675	5327	5042

	GD9	GD10	GD11	GD12
Chicago Dropout Rate By Year	22.93%	18.25%	15.34%	8.04%
State Dropout Rate By Year	7.10%	6.49%	6.18%	4.82%
Balance of State Dropout Rate By Year	2.99%	3.81%	4.55%	4.37%

Source: Illinois State Board of Education, Year End Report Data (2001-2002)



Source Documentation and Methodology for “Chicago’s Dropout Crisis”

I. Statistics used in report, Chicago/State (1991-2002):

- Head count of dropouts (1991-2002)
- Head count of graduates (1991-2002)
- Dropout Rates (1991-2001)*

Provided by Illinois State Board of Education (ISBE), Data Analysis and Progress Reporting Division, End of Year Reports

**Dropout rate for Chicago and State not published for 2001-2002. 2001-2002 Dropout rate was calculated by dividing hard count of dropouts by ISBE-provided Fall Housing Report enrollment numbers.*

II. Enrollment Data (1991-2001):

Enrollment data from 1991-2001 was calculated back from published dropout percentage and hard count of dropouts as noted in the ISBE End of Year Reports. (Note: Enrollment numbers correspond to State/Chicago fiscal reports over same period)

III. Enrollment Data 2001-2002

As a dropout percentage was not provided in the 2001-2002 End of Year Report Data, the Fall Housing Report (District Summary02- SCHOOL STATS) enrollment numbers were used for the enrollment number upon which the 2001-2002 dropout percentage was calculated.

IV. CPS Data/Claims 2001-2002

2001-2002 CPS Student Profile Report, http://www.cps.k12.il.us/AboutCPS/Financial_Information/FY2004_Final/StudentProfile/StudentProfile.pdf

